

И. А. Рябцевич

**ФУНКЦИОНАЛЬНАЯ ГРАМОТНОСТЬ**

# **КОГДА УЧИТЬСЯ ЛЕГКО. В МИРЕ ОБЩЕНИЯ. АНГЛИЙСКИЙ ЯЗЫК**

**4**

**класс**

## **ДИДАКТИЧЕСКИЕ МАТЕРИАЛЫ**

**Пособие для учащихся учреждений образования,  
реализующих образовательные программы  
общего среднего образования,  
с белорусским и русским языками обучения и воспитания**

И. А. Рябцевич

**ФУНКЦИОНАЛЬНАЯ ГРАМОТНОСТЬ**

# **КОГДА УЧИТЬСЯ ЛЕГКО. В МИРЕ ОБЩЕНИЯ. АНГЛИЙСКИЙ ЯЗЫК**

**4  
класс**

## **ДИДАКТИЧЕСКИЕ МАТЕРИАЛЫ**

**Пособие для учащихся учреждений образования,  
реализующих образовательные программы  
общего среднего образования,  
с белорусским и русским языками обучения и воспитания**

*Рекомендовано  
научно-методическим учреждением  
«Национальный институт образования»  
Министерства образования  
Республики Беларусь*

**Учебное электронное издание**



Минск  
Национальный институт образования  
2023

УДК 811.111(075.2)  
ББК 81.2Англ-922

Р е ц е н з е н т ы:

кафедра андрагогики факультета дополнительного профессионального образования  
Института повышения квалификации и переподготовки учреждения образования  
«Белорусский государственный педагогический университет имени Максима Танка»  
(старший преподаватель кафедры *М. Ч. Гардукевич*);

учитель английского языка первой квалификационной категории государственного  
учреждения образования «Гимназия № 33 г. Минска» *Н. Ф. Раздобреева*

Данное пособие входит в учебно-методический комплекс факультативных занятий по формированию  
функциональной грамотности «Когда учиться легко. В мире общения. Английский язык», 4 класс.

Учебно-методический комплекс факультативных занятий разработан в Национальном институте  
образования в рамках выполнения задания ОНТП «Функциональная грамотность» и включён в сводный  
план выпуска (внедрения) вновь освоенной продукции (инноваций) по ОНТП «Функциональная  
грамотность» на 2021–2025 гг., утверждённый Министерством образования от 17.02.2021. Язык  
издания — английский/русский.

Нач. редакционно-издательского отдела *С. П. Малявко*

Редактор *Т. М. Нехай*

Компьютерная вёрстка *Т. С. Соловьёва*

Корректор *Т. М. Нехай*

Подписано к использованию 2023

Размещено на сайте 2023

Объём издания 1396 КБ

Системные требования: ПО для просмотра документов в формате pdf, ПО для чтения QR-кодов

Научно-методическое учреждение «Национальный институт образования»

Министерства образования Республики Беларусь.

Свидетельство о государственной регистрации издателя, изготовителя,  
распространителя печатных изданий № 1/263 от 02.04.2014.

Ул. Короля, 16, 220004, г. Минск

# ОГЛАВЛЕНИЕ

ТЕМА «СЕМЬЯ И ДРУЗЬЯ»	
Проект «Моё генеалогическое древо».....	4
ТЕМА «ДОМ, КВАРТИРА»	
Проект «Дом моей мечты» .....	11
ТЕМА «РАСПОРЯДОК ДНЯ, ЕДА»	
Проект «Идеальный распорядок дня».....	18
ТЕМА «ОДЕЖДА, ВНЕШНОСТЬ»	
Проект «Конкурс дизайнеров» .....	22
ТЕМА «РАСПИСАНИЕ УРОКОВ, ШКОЛЬНЫЕ ПРИНАДЛЕЖНОСТИ»	
Проект «Идеальное расписание» .....	28
ТЕМА «ПРАЗДНИКИ, ВРЕМЕНА ГОДА»	
Проект «Мой любимый / необычный праздник» .....	33
ТЕМА «ВЫХОДНОЙ ДЕНЬ»	
Проект «Активный выходной день».....	40

# ТЕМА

## «СЕМЬЯ И ДРУЗЬЯ»

### Проект «Мое генеалогическое древо»

(5 часов)

1. Discuss in small groups and compare your answers:

- What makes a family?
- Where do families live?
- How are families the same?
- What makes families unique?
- Is there a connection between a family and a tree? If so, which one?
- Why is it important to remember your family history?
- What does the phrase “family traditions” mean to you personally?

2. Найдите в словаре значение понятия РОДОСЛОВНАЯ. Прочитайте информацию и скажите:

Почему важно знать родословную?

Когда возникли первые родословные?

Для чего крестьянам нужны были родословные?

### Родословная

*Родословная* — это сведения о семье. Чаще всего под родословной понимают историю семьи, описанную в форме генеалогического древа. Желание знать родословную есть в каждом человеке. Почему же так важно помнить о каждом своём предке?

В античность для подтверждения своей личности и происхождения человеку необходимо было назвать всех своих предков по мужской линии. В Древнем Риме собрание в доме скульптур, изображающих предков, являлось показателем высокого статуса.

В Средние века в Европе каждый рыцарь гордился своим происхождением, стараясь не запятнать честь рода. Участие в турнирах обязывало предоставить все сведения о предках, чтобы подтвердить своё благородное происхождение. Тогда же были созданы геральдические книги, которые содержали информацию о родовом гербе и истории семьи.

В эпоху Возрождения появились первые генеалогические таблицы правящих династий. Необходимость подтверждения родословной в 16 веке в Европе и в

России была связана с правом наследования. Дворяне, именитые люди, купцы вели списки своих семей, чтобы потомки могли подтвердить своё право на имущество. Однودворцы, обнищавшие дворяне разыскивали бумаги, подтверждающие их высокое положение, чтобы после окончания службы быть восстановленными в правах дворянина.

У крестьян за родословными следили по более значимым для будущего причинам: близкородственные браки приносили больное потомство, а потому были запрещены. В религиях принято помянуть усопших родственников (например, у православных для этого отведены Родительские Субботы и Радуница).

3. Cross out people who are not family members (**ПРИЛОЖЕНИЕ**).

4. Найдите в словарях способы перевода слова РОДОСЛОВНАЯ на английский язык. Есть ли в русском языке созвучные слова? Почему, как вы думаете, производители корма для щенков назвали его «Pedigree»? Один из синонимов образован с помощью сложения двух слов «кровь» (blood) и «линия, очередь» (line). Почему?

5. Very often when people speak about their families they draw a tree (**Рис. 1**. Pinterest.com [Электронный ресурс]. — Режим доступа: <https://pin.it/6jwoSDh> — Дата доступа: 24.08.2023). Do families grow on trees? Do you see the link between families and trees? Read the text below and then write a short message for your school site «Do families grow on trees?». Watch the video Top 10 Unexpected Celebrity Ancestors<sup>1</sup> and draw yourself on the interest ladder. How high is your interest?

Do families grow on trees?

A family tree represents all family members in the form of a tree. At the bottom of the tree you see the youngest members. At the top there are parents, grandparents, great-grandparents and other ancestors, who form the branches of the tree.

But why do you need to make a family tree?

For some people it's a hobby. They would like to know their ancestors. For others, it's a necessity. For example, they need to prove that when they inherit money or a house.

Your family tree is not easy to make. First, you ask your grandparents and parents what they remember. Then, look through family documents and photos. You can also search the Internet. To make a family tree means to find out your origin and make a little trip through time...

6. Все мы часто слышим выражение, что все люди друг другу — братья и сёстры. Что оно означает? Оказывается, это не просто красивый оборот речи. Учёные уверяют, что каждый человек имеет свыше миллиона предков. Только представьте, сколько у всех нас родственников по всему миру! И, кто знает, возможно, среди них есть даже особы королевских кровей, как у известного

---

<sup>1</sup> [https://www.youtube.com/watch?v=D8o\\_wuSr0sI](https://www.youtube.com/watch?v=D8o_wuSr0sI)

актёра Джонни Деппа (**Рис. 2.** Фотографии королевы Елизаветы II и актёра Джонни Деппа из соцсетей).

**7.** Label the Family Tree (**Рис. 2.** Liveworksheets [Электронный ресурс]. — Режим доступа: <https://www.liveworksheets.com/w/en/english-second-language-esl/1759198> — Дата доступа: 24.08.2023). Write the correct relationship in each sentence below.

ANDY is my \_\_\_\_\_.  
SAM is my \_\_\_\_\_.  
LAURA is my \_\_\_\_\_.  
EMMA is my \_\_\_\_\_.  
MARY is my \_\_\_\_\_.  
DANIEL is my \_\_\_\_\_.

**8.** Practice family vocabulary with this family bingo worksheet. Cut out the 9 family pictures, and then arrange them in a 3×3 grid in any order you wish. Then as the teacher calls out the family members, you can turn that picture over. The first who gets 1 / 2 / 3 lines of bingo is the winner. (**Рис. 3.** Family-Worksheet-Bingo[1].pdf [Электронный ресурс]. — Режим доступа: <https://games4esl.com/wp-content/uploads/Family-Worksheet-Bingo.pdf> — Дата доступа: 24.08.2023).

**9.** Maxim has a big family: his sister and brother, mother and father, grandfathers, grandmothers, aunt and great-grandfather. Help the boy write down all the years of birth in order.

Which of them is a descendant, an ancestor?

How old is Maxim if he celebrates his birthday on September 1?

What number will be if you sum up the age of Maxim, his brother and sister?

TIMELINE:

Grandmother 1968

Sister 2021

Papa 1991

Brother 2018

Grandpa 1963

Grandmother 1970

Aunt 1999

great-grandfather 1944

Maxim 2014

Grandpa 1965

Mom 1992

**10.** Make a timeline of your family. Compare it with your classmate's. Whose relatives are younger? Which of them is a descendant, an ancestor?

**11.** Find info and make a timeline of your favourite actor or singer.

**12.** Fill in the blanks with your family members' names (**Рис. 4.** Free family tree templates [Электронный ресурс]. — Режим доступа: <https://cdn.freefamilytreetemplates.com/images/large/4th-generation-family-tree-color.png> — Дата доступа: 24.08.2023). Write what other members of your family are to others.

My grandmother is ... of my mom.

My grandfather is ... of my dad.

My aunt is ... of my mom.

My uncle is ... of my dad.

My cousin is ... of my aunt.

**13.** Look at the picture (**Рис. 5.** <https://english.alarabiya.net/perspective/2015/05/26/The-Royal-family-tree>). Read the sentences, choose and circle the correct word in each of them. Check each other.

Catherine is William's wife / sister.

Prince Philip is Queen Elizabeth's brother / husband.

Prince George is William's nephew / son.

Charles is Harry's father-in-law / father.

Diana is Oleg's wife / sister.

Charles is Queen Elizabeth's grandson / son.

William is Catherine's brother / husband.

Harry is Prince George's father / uncle.

Diana is Charles's first wife / daughter.

Camilla is Charles's second wife / aunt.

**14.** Draw your family and you. Exchange drawings with your classmate to find inherited traits your family members share (**Рис. 6.** <https://i.pining.com/564x/c2/0f/e8/c20fe8d6809f0d9072dd8142f25ce358.jpg> )

**15.** Family traits hunt: interview members of your family to see what inherited traits you may share. Fill in your answers on the table below.

Members of family	Traits hunt (pay attention to your face, hair, eyes, nose, freckles, skin color, freckles, dimples, right or left handed)
mother	
father	
grandfather	
grandmother	

**16.** Describe the results of your Family traits hunt to your class. Use:

e.g. Denis has eyes like his dad.

Denis is as high as his mom.



**17.** Let's play Crocodile game: pupils show their father's and mother's professions without words only with gestures, facial expression and postures, ask your classmates to find the picture and name them (**Рис. 7.** Adobe Stock's homepage [Электронный ресурс]. — Режим доступа: [https://stock.adobe.com/search?k=various+professions&asset\\_id=433254562](https://stock.adobe.com/search?k=various+professions&asset_id=433254562) — Дата доступа: 24.08.2023).

**18.** Ask your classmates and fill out a short survey. Is there anybody in your class who would like to continue the dynasty? What is your Dad / Mom? Would you like to become a doctor like your Dad / Mom?

NAME	like Dad	like Mom	None



Let's play an online game.<sup>2</sup>

**19.** Proverb game. Work in pairs. Match the parts of the proverb and paraphrase.

ПРИМЕР: Живут ----- душа в душу.  
душа в душу — дружно

Живут	так и не надобен клад.
У мужа и жены	любовью держится.
Вся семья вместе,	мысли одни.
Мир в семье	тот вовеки не погибает.
Кто родителей почитает,	душа в душу.
Если в семье лад,	так и душа на месте.

**20.** What do the English proverbs mean? Do you know any Russian proverbs which mean the same?

Blood is thicker than water.  
Home is where the heart is.  
Every dog is a lion at home.  
A tree is known by its fruit.

**21.** Match emotions and feelings with their definitions. What makes a family happy?

<sup>2</sup> <https://www.eslgamesplus.com/jobs-places-esl-interactive-vocabulary-practice-board-game/>

- |               |  |
|---------------|--|
| 1. HELP       | a) when you believe in yourself                                      |
| 2. ENVY       | b) when you see the success of another person and feel unhappy       |
| 3. ANGER      | c) when you make things easier or better for a member of your family |
| 4. CONFIDENCE | d) when you feel or show honor or esteem for another person          |
| 5. JOY        | e) when you want to hurt someone or be unpleasant                    |
| 6. RESPECT    | f) when you feel great delight or happiness                          |
| 7. HUMOUR     | g) when you can make a person laugh                                  |
| 8. FEAR       | h) when you are afraid or scared                                     |
| 9. GREED      | i) when you feel a deep affection for another person                 |
| 10. LOVE      | j) when you want more than you need                                  |

**22.** My mother's love and care! Match. What does your mom do when...

When I'm sad, my mom...	goes to the kitchen and cooks.
When I'm sick, my mom...	kisses and hugs me.
When I am hungry, my mom...	calms me down.
When I get angry, my mom...	takes care of me and gives me some pills.

What does your friend's mom do? Ask your friend.

**23.** Напишите алфавит. Обведите согласные или гласные буквы, которые есть в имени вашего папы (одна группа записывает гласные, вторая — согласные), запишите его имя в серединке солнышка “My dad's name”. На каждую букву имени напишите на лучиках комплимент для папы.

**24.** Your family relic.

Семейная реликвия — это вещь, свято хранимая как память о прошлых поколениях. Реликвия связывает семьи: она может передать ныне живущим историю предков. Многие семьи берегут свои реликвии и передают их по наследству: письма, награды, вещи, фотографии, драгоценности и другие. Свято хранить семейные реликвии — это замечательная традиция.

There are things that've been in your family for generations. Do you have any in your family? Draw your family relic or anything that can be your family relic. Fill in the card and tell your classmate about your family relic.

How old is your family relic?

What is it for?

Who did it belong to?

What events is the relic associated with?

**25.** Your family crest. Design your family crest using the template. Any family crest has a motto (**Рис. 8.** Depositphotos [Электронный ресурс]. — Режим

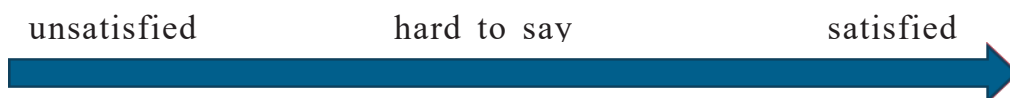
доступа: <https://depositphotos.com/ru/vector/metallic-blue-silver-shield-99662816.html> — Дата доступа: 24.08.2023). Write the motto of your family on the ribbon. Ask your classmate to guess your family hobbies.

## 26. Me and my family.

Draw the portraits of your family members in the frames and sign them. Read the statements and match them with the portraits. One portrait can be connected to several statements. Ask about the opinion of your classmate. Discuss these options with your classroom.

- I have a lot in common with...
- I often argue with...
- I can share my secrets with...
- It's hard for me to communicate with...
- I have more fun with...
- I spend most of my time talking to...

27. Are you satisfied with your family relationships (for example, with brothers and sisters)? Put the appropriate mark on the scale. How can you improve your family relationships? Imagine.



28. Tick the actions below that can help improve your family relationships. Discuss these options with your classroom.

- Talk to someone in your family.
- Offer your family members help with household chores.
- Visit your family members more often.
- Run away from home on a trip around the world.
- Have more family gatherings.
- Give gifts to your family members.
- Shout (raise your voice) at your family members.
- Express gratitude to your family members.
- Love your family members.
- Give compliments to your family members.

29. Read the text and complete the family tree (**Рис. 9.** Blogspot [Электронный ресурс]. — Режим доступа: [https://4.bp.blogspot.com/-oFReOJvBZbo/WjbSwT2pl7I/AAAAAAAAA80/5501iFADw\\_g1Lc7At\\_i2g6k9iGY9UoujgCLcBGAs/s640/tmp487963182455848961.jpg](https://4.bp.blogspot.com/-oFReOJvBZbo/WjbSwT2pl7I/AAAAAAAAA80/5501iFADw_g1Lc7At_i2g6k9iGY9UoujgCLcBGAs/s640/tmp487963182455848961.jpg) — Дата доступа: 24.08.2023).

### The Simpson Family

This family is very big. Abraham is the father of Homer, and Mona is the mother of Homer. Herb is the brother of Homer. Marge is the wife of Homer. Her Father is Clancy and her mother is Jackie. Marge has 2 sisters, Patty and Selma. Selma has a daughter called Ling. Homer and Marge have 3 children. The son is Bart and the two daughters are Lisa and Maggie.

**30.** Read the text again. True (T) or False (F).

- a) The Simpson family is small.
- b) Marge has one brother and one sister.
- c) Ling is Selma's daughter.
- d) Homer and Marge have 3 children.

**31.** Complete the sentences.

- a) Jackie is the \_\_\_\_\_ of Lisa.
- b) Ling is the \_\_\_\_\_ of Bart and Lisa.
- c) Maggie is a \_\_\_\_\_.
- d) Herb is the \_\_\_\_\_ of Lisa.
- e) Homer is the \_\_\_\_\_ of Marge.
- f) Marge is the \_\_\_\_\_ of Patty and Selma.

**32.** Write about you and your family.

**33.** Create your own family tree (**Рис. 10.** <https://coloringhome.com/coloring/8cG/68r/8cG68rRca.jpg>). Use the following information: names of your relatives, their dates of birth and professions. Draw on the background of the family crest. Tell your classroom about it.

Keep in mind, you can

- 1) interview your grandparents and parents;
- 2) look through family documents and photos;
- 3) search the Internet.

**34.** Present your family tree to your classmates.

**35.** Recall the information on the topic. Use the table below to recognize your achievements.

Working on the «My family» project			
I've learnt about	Close relative or distant relatives, family relic and crest.		
By myself and help my groupmate	By myself	With a hint	Not yet
I've learnt to	do family tree research and describe my family.		
	make a positive atmosphere in the family.		
	design my family crest and motto.		
	search the Internet.		

# ТЕМА

## «ДОМ, КВАРТИРА»

### Проект «Дом моей мечты»

(5 часов)

1. Each person has a dream. People dream of living abroad, in a big city... What do you dream of? Look at the pictures. What is Sam dreaming of (**Рис. 11.** <https://thumbnails.genial.ly/603750f279de6d0f76a38f0c/pdf/f7cbffe6-bae4-4c47-9bcb-5d265e61ad53.png>)? Do you think his house is big? What is it made of? Does he have a big family? Where does he want to live? What are his interests?

My dream house is big when you look down you can see a huge swimming pool, I would like to have a room for sports, a kitchen, 5 bedrooms to play video games and so on. My bedroom should have a dressing and a bathroom suite and I want a big screen. I also want a cinema area for me and my friends. For the kitchen I want it to be beautiful and bright. My living room should be a place in the house where it's quiet and warm. I would like to have a nice big garden to play with my dog and a terrace. My house should be modern like the one in the picture.

2. Work in small groups (pupils, who live in a flat, in a house, have their own room). Discuss where and why people live in stilt houses / in tree houses / in igloos / in tents (**Рис. 12.** <https://encrypted-tbn3.gstatic.com/images?q=tbn:ANd9GcTtbnMgz0oDu12SdNqJC1ha51QLq1RPcjn4994 KrfvPRN9bs7Hv>). What kind of houses are there in Belarus? Then one expresses his group's opinion.

3. Work in small groups. Discuss where the book characters live. Then choose a character and draw his house.



4. Read the article and mark the sentences T (True), F (False) or DS (Doesn't say). Discuss in small groups where people lived 1500 years ago. What did they do in their free time? Then one pupil expresses his group's opinion.

Life was difficult for people in the Middle Ages. ....

People did not work when the weather was cold. ....

Meat was too expensive to eat. ....

Houses were full of wooden furniture. ....

People like to travel long distances. ....

People usually worked from Monday to Saturday. ....

We have many of the same holidays as the people in the Middle Ages had.

.....

### Life in the Middle Ages

The Middle Ages lasted from 400–1500 AD.

Life was not easy for people during these years. They worked in the fields from the moment the sun came up to the moment it went down. They were out in the cold snow in winter and the hot sun of summer. They gave half of what they grew to the owner of the land.

Most people lived in villages and each village usually had from 10 to 60 families. Families lived in tiny wooden houses with all their animals, which meant that floors were very dirty. A fire for cooking was always burning in the house and there was a hole in the roof to let the smoke out. People didn't have a lot of furniture apart from a table and a simple bed.

The village was the center of the world in the Middle Ages, however. People stayed close to home and didn't travel far because they were afraid of strangers. Life wasn't all bad in the Middle Ages, however. People didn't work on Sundays and often gathered together to eat, drink and enjoy themselves. There were a lot of holidays and many people actually worked for 260 days of a year — that's about the same amount as we do.

5. Read the articles (**Пис. 13.** <https://encrypted-tbn2.gstatic.com/images?q=tbn:ANd9GcT825L1KLmxAa3lE7iaUrzHKapAZLb3owWySZVNSqlY9olm1nyPhhttps://encrypted-> ) and fill in the table below.

Type of the house		
Location		
Advantages		
Disadvantages		
More comfortable		
Warmer		
I'd like to / wouldn't like to live		
Why do people nowadays live in tree houses, in caves, in lighthouses etc.? Read about it and fill in the table.		

6. Work in small groups. Find the information about igloos, tents and cliff houses and fill in the table below. Could you live in any of these houses? **(ПРИЛОЖЕНИЕ)**

7. Read the funny cartoons



What types of houses do people live in? Work in small groups. Draw the similar cartoon jokes and add a caption to the picture.

8. Let's play the vocabulary game Parts of the house. It's a fun activity to learn rooms of the house and furniture of the house in English. First listen and repeat. Then, one of the objects will be removed and you have to guess what's missing<sup>3</sup>.



9. What would you like to ask famous eco-activist Greta Thunberg? Where does she live? What type of house does she live? Fill in the missing questions. Make a similar dialogue with a famous teenager. Find additional information about Greta and add it to the interview<sup>4</sup>.

- |  |  |
|--|--|
| – Good day, Greta.                             | – Good day.                              |
| – Tell us about your house. Where do you live? | – In Stockholm, Sweden                   |
| – ..... ?                                      | – We have a two-level apartment.         |
| – ..... ?                                      | – With my mum, dad, sister and two dogs. |
| – .....?                                       | – Roksey and Moses.                      |
| – ..... ?                                      | – No, I share a room with my sister.     |

<sup>3</sup> <https://www.youtube.com/watch?v=RivVBcC68aU>

<sup>4</sup> <https://www.natgeokids.com/uk/kids-club/cool-kids/general-kids-club/greta-thunberg-facts/>

**10.** Compare your house / flat with the house in the picture (**Рис. 15.** <https://www.pinterest.com/pin/608267493408091535/>).

My house is bigger / smaller.

My house has 3 floors, and this one has 4.

My house has 2 bedrooms, and this one....

There is a swimming-pool, a garage, a sauna near my house. This house has only a garage.

My house is more modern than this one.

**11.** In what room do you usually have breakfast / watch TV / play board games? Listen to the sounds in the house. Guess what is happening and where you can hear these sounds.



Discuss in small groups how you can make use of the attic. Then present your ideas to the class. (**ПРИЛОЖЕНИЕ**)

**12.** Read and colour (**Рис. 17.** <https://encrypted-tbn2.gstatic.com/images?q=tbn:ANd9GcTUeCx6iNc29WdMItlxaQ-gLMiHhyKRNEoX5Y7WxuQIChcMOwZO>). Do you like the room? What colours are the walls and the furniture in your room? What colours would you like to have for the walls, floor and furniture in your room?

**13.** The picture hasn't finished yet. Try to guess what the designer wants to draw. Finish the picture and colour it in (**Рис. 18.** [https://encrypted-tbn1.gstatic.com/images?q=tbn:ANd9GcRGug-10LrbQPbzOJ9VHwWnj2xh7dYx\\_sb5WzUynr7LRFKpWqd](https://encrypted-tbn1.gstatic.com/images?q=tbn:ANd9GcRGug-10LrbQPbzOJ9VHwWnj2xh7dYx_sb5WzUynr7LRFKpWqd)).

**14.** Arrange furniture in the room. Work in pairs. Describe the room to each other using the models below. Offer your ideas how to place the furniture in the room. (**ПРИЛОЖЕНИЕ**)

Model 1:

The table and chairs are ... the door.

- A            above
- B            on
- C            opposite

Model 2:

There's a lamp ... the sofa.

- A            in front of
- B            near
- C            behind



**15.** Compare the description with the picture and correct mistakes (**Рис. 19.** <https://encrypted-tbn0.gstatic.com/images?q=tbn:ANd9GcRIJpFzSh2wzlOJG4mM9qiDdtlbc5e0XJrB796XdL-gWwaRo0tU>).

**16.** Let's play House and Furniture Board Game (**Рис. 20.** <https://www.eslkidsgames.com/esl-board-games-interactive/house-and-furniture-board-game>). Roll the dice and answer the questions about the house. Finish first and win!

**17.** Draw, colour in and cut out the pieces of furniture (**Рис. 21.** <https://encrypted-tbn0.gstatic.com/images?q=tbn:ANd9GcQ6xbLmUIUJzrQhKbWR82suwhMmHuzgI3FzULzn7lIE2HYvdzQi>).

**18.** Place the furniture from ex. 18 in the tree (**Рис. 22.** <https://encrypted-tbn0.gstatic.com/images?q=tbn:ANd9GcQ6xbLmUIUJzrQhKbWR82suwhMmHuzgI3FzULzn7lIE2HYvdzQi>).

**19.** Listen to the song and draw a picture of the house<sup>5</sup>. Work in pairs, replace words in the song, and sing it. Draw the house while your friend is singing (**ПРИЛОЖЕНИЕ**).

**20.** Read, discuss and fill in the table. What does the owner do in each room?

### **A cottage**

(**Рис. 23.** How to Describe your Home [Электронный ресурс]. — Режим доступа: [https://english.eagetutor.com/images/stories/How\\_to\\_Describe\\_your\\_Home.png](https://english.eagetutor.com/images/stories/How_to_Describe_your_Home.png) — Дата доступа: 24.08.2023,

Home-designing [Электронный ресурс]. — Режим доступа: <http://cdn.home-designing.com/wp-content/uploads/2014/07/home-layouts.jpeg> — Дата доступа: 24.08.2023).

My house is a beautiful two-storied building situated in the suburbs of the city. It is located in a green and peaceful neighbourhood. We have gardens in the front and back of the house. When you step inside the house, you will enter a spacious living room. Our house has five rooms. My sister and I each have a separate room. My room has a balcony that faces the neighbouring park. I spend time on my balcony every evening and enjoy watching the sunset with my grandpa. We have a kitchen in the house that connects to the garden in the back. We grow all types of herbs and vegetables in the kitchen garden. My house is the best one in the whole world.

---

<sup>5</sup> Robin Davis, Gunter Gerngross, Christian Holzmann, Herbert Pichta, Magic Time. Student's Book 2. – Longman. 1995. – 158 p.

### A shoe-house

(**Рис. 24.** [https://roadtrippers.com/wp-content/uploads/2019/04/IMG\\_7805-1080x720.jpg](https://roadtrippers.com/wp-content/uploads/2019/04/IMG_7805-1080x720.jpg))

In 1948 Mahlon Haines built a shoe-shaped house. The house is 25-foot-tall and 48-foot-long, with a living room in the toe, a kitchen in the heel, three bedrooms, and space for a maid and a butler. Haines never lived in his shoe. The house had several owners through the years. In February, 2015, Jeff and Melanie Schmuck became the latest couple to own the unique house. They transformed the Shoe and grew their business. "People come for great ice cream and treats in addition to taking a tour of the Shoe," says Jeff. "In an average year, we see visitors from 48 of the 50 states and over 30 countries."

### A tree house

(**Рис. 25.** <https://cdn.homedit.com/wp-content/uploads/2018/01/Mirrored-Tree-Hotel-by-Tham-Videg%C3%A5rd-Arkitekter.jpg>)

Welcome to a modern Treehouse! The house is the Tree Hotel in Sweden. The structure is a cube wrapped around the trunk of a tall tree. It's lightweight and made of aluminum and mirror. And its exterior is clad in which allows it to perfectly blend in with its surroundings and to reflect the sky and the trees. There is a living area with a roof terrace, a bedroom and a small bathroom. To reach the door you use a rope bridge.

	A cottage	A shoe-house	A tree-house
Owner			
Type of house			
Number of rooms			
Furniture			

**21.** Fill in the missing categories in the house description: size of a house, kind of furniture, kind of room, number of rooms. What do you do in every room?  
(**ПРИЛОЖЕНИЕ**)

**22.** Draw/cut out (**Рис. 26.** <https://encrypted-tbn1.gstatic.com/images?q=tbn:ANd9GcSQas1jtKMOzL9IWWmqTvkosNL0-iJpljsEgPaI3ELAdr1AtSrE>) and make your dream house. Present your project to the class. Welcome to my house!

My house is ...

There are ....

**23.** Listen to your classmates' stories about their dream house and fill in the table. Discuss with the class, which house is the most modern, comfortable and etc.

Name						
Type of house						
Size of house						
Number of floors						
Shape of the rooms						
Furniture						
What does he do in the room?						
Other (garage, swimming pool, garden, etc.)						
SCORE						

**24.** Recall the information on the topic. Use the table below to recognize your achievements.

Working on the «My dream house» project			
I've learnt about	Types of houses, material they're made from, and their qualities.		
By myself and help my groupmate	By myself	With a hint	Not yet
I've learnt to	describe the house / flat I live in		
	compare houses / flats according to their style, size, level of comfort, reliability and etc.		
	draw a house / a flat / rooms / furniture and etc.		
	make songs		
	imagine funny situations		

# ТЕМА

## «РАСПОРЯДОК ДНЯ, ЕДА»

### Проект

### «Идеальный распорядок дня»

(5 часов)

1. Is there such a poster at your school or at home (**Рис. 26.** [https://mamovediya.com.ua/uploads/content/2015/02/17/source/8341259198-image\\_originals.jpg](https://mamovediya.com.ua/uploads/content/2015/02/17/source/8341259198-image_originals.jpg))?

What is it for?

Why is it so important to follow a daily routine?

How do you plan your day?

Do you use a digital planner?

2. Each piece of the puzzle represents your day. Place the pictures in the correct order and tell about your daily routine.

4. Choose the correct daily routine and put the appropriate time on the clock. go to bed, have breakfast, have dinner, have lunch, get up, go to school (**Рис. 28.** <https://i.pinimg.com/564x/dd/43/40/dd4340dd5d3b3568b5a86d1bc6bff983.jpg>).

5. Match the words with the pictures by inserting the correct number into the circle (**Рис. 29.** [https://www.eslprintables.com/previews/368977\\_1-Peter%C2%B4s\\_Timetable.jpg](https://www.eslprintables.com/previews/368977_1-Peter%C2%B4s_Timetable.jpg) . Arrange the story about your day in the correct order.

It's 7 o'clock. I'm ...ing.

It's 7:10 am. I'm ....

It's 7:20 am. I ....

It's half past 7. ...

It's... ...

6. During the day you spend a lot of time at school. Look at Peter's timetable, read the text and fill in the gaps (**Рис. 30.** [https://www.eslprintables.com/previews/368977\\_1-Peter%C2%B4s\\_Timetable.jpg](https://www.eslprintables.com/previews/368977_1-Peter%C2%B4s_Timetable.jpg)). Are the sentences below True or False:

Peter's got English on Tuesday.

Peter's got Art on Friday.

He's got Social Science and French on Thursday.

Peter's got Religion on Monday.

He's got P.E. on Wednesday.  
Peter's got Drama on Friday.  
Peter's got Science on Tuesday, Thursday and Friday.

7. Connect expressions with pictures (**Рис. 31.** <https://learnenglishteens.britishcouncil.org/vocabulary/a1-a2-vocabulary/daily-routine>).

8. Fill in the table "Find someone who..." (**Рис. 32.** [https://www.allthingstopics.com/uploads/2/3/2/9/23290220/find-someone-leisure-ad\\_orig.png](https://www.allthingstopics.com/uploads/2/3/2/9/23290220/find-someone-leisure-ad_orig.png)).

9. Match the words and pictures<sup>6</sup>.

10. Would you like to make such a poster for yourself? Choose the form of your project: digital planner / poster / comics... (can be done in groups: group one — poster, group two — digital planner, group three — comics). You can find some examples here (**Рис. 33.** [https://img.freepik.com/premium-vector/woman-daily-routine-businesswoman-day-girl-city-life-female-breakfast-sleep-and-working\\_53562-12760.jpg?w=1800](https://img.freepik.com/premium-vector/woman-daily-routine-businesswoman-day-girl-city-life-female-breakfast-sleep-and-working_53562-12760.jpg?w=1800), <https://pin.it/5HrRrYC>, [https://img.freepik.com/free-vector/weekly-planner-template\\_23-2148633788.jpg](https://img.freepik.com/free-vector/weekly-planner-template_23-2148633788.jpg)).

11. What is your daily routine? What do you usually do in your free time (**Рис. 34.** [https://www.liveworksheets.com/worksheets/en/English\\_as\\_a\\_Second\\_Language\\_\(ESL\)/Daily\\_routines/Daily\\_routine\\_dy563966lo](https://www.liveworksheets.com/worksheets/en/English_as_a_Second_Language_(ESL)/Daily_routines/Daily_routine_dy563966lo))?

12. When do you usually do this? Draw the clock face to show the time and complete your school day and day-off routine. Compare the pictures (**Рис. 35, 36.** <https://i.pinimg.com/564x/7e/df/4e/7edf4e96826e970e50abf3a0847e1431.jpg>, <https://i.pinimg.com/564x/bb/bb/f7/bbbbf71ae98f1267c6e5ff1a7ce62c40.jpg>). Find the differences.

13. Look at the picture and complete the gaps (**Рис. 37.** <https://i.pinimg.com/564x/60/65/0e/60650e2b2f2e5608c33d9cc611a5f375.jpg>).

14. Work in 2 groups. Fill in the table with a daily routine. Win more points for the busiest day!

School day	Day-off
------------	---------

15. Watch the video and match (**Рис. 38.** [https://www.liveworksheets.com/worksheets/en/English\\_as\\_a\\_Second\\_Language\\_\(ESL\)/Daily\\_routines/Daily\\_routine\\_vr1615775yo](https://www.liveworksheets.com/worksheets/en/English_as_a_Second_Language_(ESL)/Daily_routines/Daily_routine_vr1615775yo)).

16. Let's play! Daily routines board game (**Рис. 39.** [https://static.islcollective.com/storage/preview/201912/766x542/daily-routines-board-game-boardgames\\_120250\\_1.jpg](https://static.islcollective.com/storage/preview/201912/766x542/daily-routines-board-game-boardgames_120250_1.jpg)).

<sup>6</sup> <https://learnenglishteens.britishcouncil.org/vocabulary/a1-a2-vocabulary/daily-routine>

17. Look at Ellie's daily routine (**Рис. 40.** <https://i.pining.com/564x/e8/6b/04/e86b04f0f85682a51fc686f5ede56f08.jpg>). What does she do in the morning, during the day, in the evening? Compare it with your daily routine. Tick what you like / dislike about your daily routine.

18. Divide into 3 groups. What's better to do in the morning, during the day and in the evening? What's the best time to have breakfast, lunch, dinner? What's the best time to do sport? Choose one member of the group to tell us about each part of the daily routine.

19. What do people do in the morning, in the afternoon and in the evening? Listen to the song and sing<sup>7</sup>.



20. Three groups "Morning", "Afternoon" and "Night" compose and perform a song "The morning/afternoon/evening routines song/daily routines".

21. Work in 3 groups. Fill in the table. Win more points for the busiest part of the day!

Morning	Afternoon	Evening
---------	-----------	---------

22. Look at your daily routine drawings (**Рис. 41.** <https://www.shutterstock.com/ru/image-vector/little-girls-daily-activities-such-reading-325855487>). What would you like to change in your daily routine?

23. Draw hands on the clock-face to show the time (**Рис. 42.** <https://i.pining.com/564x/13/7f/4b/137f4ba3d470a7dd8e803515e524db9f.jpg>). Then colour, cut out and match the pictures from ex. 21 and 22. Tell us about your perfect daily routine.

24. You can try to do an e-version (choose the place, the character and etc.) with the help of the online source StoryboardThat<sup>8</sup>.

<sup>7</sup> <https://www.youtube.com/watch?v=VlkJRzAwgd0>

<sup>8</sup> <https://www.storyboardthat.com/storyboard-creator>

**25.** Listen to your groupmates' stories about their perfect daily routine and fill in the table. Whose daily routine is the best? Why?

Name					
Who has more time for fun?					
Who has more balanced daily routine?					
What's the best time to start your school day?					
Who has a more diverse routine?					
What is the ideal number of lessons per day?					
How long is the ideal break between lessons?					
Score:					

**26.** Recall the information on the topic. Use the table below to recognize your achievements.

Working on "My perfect daily routine" project			
I've learnt about	organizing my day (daily routine timetable / poster / e-planner), daily routines in other countries and unusual schools.		
I can do it by myself and help my groupmates	I can do it by myself	I can do it with a hint	I still can't do it
I've learnt to	describe my daily routine and the daily routine of my parents.		
	compare different daily routines of different people.		
	make the daily routine (poster) using the special markings for daily routine.		
	make songs.		

# ТЕМА

## «ОДЕЖДА, ВНЕШНОСТЬ»

### Проект «Конкурс дизайнеров»

(5 часов)

1. Look at these pictures (**Рис. 44.** <https://i.pinimg.com/564x/5e/2d/7b/5e2d7b524b97ac5753c35ab4c3122ad3.jpg>). Name the professions of people who can work in such places? How do you call people who sew clothes (design clothes)?

2. Draw and write. (**ПРИЛОЖЕНИЕ**)

3. Match the names with the pictures. (**ПРИЛОЖЕНИЕ**)

Bag, hat, high heel shoes, bikini, sunglasses, ipod, perfume, nail polish, lipstick, makeup, ring, necklace, earrings.

4. Unscramble. (**ПРИЛОЖЕНИЕ**)

5. Match the pictures and the description. (**ПРИЛОЖЕНИЕ**)

a) She's wearing a black hat, an orange bag, black boots and a red necklace. She's got red lipstick.

b) She's wearing a green hat, a purple bag, red shoes and a purple necklace. She's got red lipstick.

c) She's wearing a green hat, a green bag, pink shoes and blue earrings. She's got pink lipstick.

6. Let's go shopping for clothes. Buy clothes for Sarah and Paul (**Рис. 46.** [https://sun9-49.userapi.com/impgr/\\_7f-y6WVzaLar9wGSSEGUaJyaw7vx97rRbEr8A/IUYWTjxvFXs.jpg?size=604x453&quality=95&sign=b00ba1d6101617e4c75be0026fe9a14f&type=album](https://sun9-49.userapi.com/impgr/_7f-y6WVzaLar9wGSSEGUaJyaw7vx97rRbEr8A/IUYWTjxvFXs.jpg?size=604x453&quality=95&sign=b00ba1d6101617e4c75be0026fe9a14f&type=album)).

What clothes is Sarah / Paul wearing?

Sarah is wearing ....

Paul is wearing ....

7. Dress the cut outs (**Рис. 47.** [https://img.freepik.com/premium-vector/figures-of-a-man-and-woman-a-flat-color-illustration-of-a-healthy-male-and-female-body-type-template\\_106796-1868.jpg?w=740](https://img.freepik.com/premium-vector/figures-of-a-man-and-woman-a-flat-color-illustration-of-a-healthy-male-and-female-body-type-template_106796-1868.jpg?w=740)). Say what Sarah and Paul are wearing today.



8. Find men's and women's accessories (**Рис. 48.** <https://i.pinimg.com/originals/81/08/96/810896b77bd0c1371210639c80eb81a2.jpg> ). Pick the right accessories for Sarah and Paul and emphasize their new images.

9. Clothes board game (**Рис. 49.** <https://i.pinimg.com/564x/7d/1d/bc/7d1dbce0ef7d9c951c52cfb20df5bd8b.jpg>).

10. Let's play. Who is the thief (**Рис. 50.** <https://www.liveworksheets.com/lb1707479pm>)?

11. Write a story. (**ПРИЛОЖЕНИЕ**)

12. Find three gangsters in the picture. (**ПРИЛОЖЕНИЕ**)

13. Dress up and Makeup Game. OUTFIT (**комплект одежды**) and LOOK (**образ**) are synonyms of the word «clothes». Let's create a birthday look for Sarah: choose an outfit and help her with makeup and accessories.

Hi, I'm Sarah. I'm going to a birthday party. Can you help me at your beauty salon? What am I wearing today? Advise my clothes, makeup and accessories.

14. PRINTS and FABRICS.

Look at the names of prints and fabrics. Work in small groups. Make sentences with all types of prints and fabrics. (**ПРИЛОЖЕНИЕ**)

Example: We can use polka-dot silk fabric for a skirt.

16. Read and colour. (**ПРИЛОЖЕНИЕ**)

Lily put on a green wool checked sweater and a brown skirt. Mary put on a white-blue striped jumper and a black denim skirt.

17. Work in pairs or small groups. Describe Lily's and Mary's outfit and colour.

18. Let's have a journey towards creativity. Use the words from the picture (**Рис. 51.** <https://i.pinimg.com/736x/b8/7b/35/b87b3505f072a1eb0652bef6cbb5fd54-english-file-learn-english.jpg>) and from the list: silk, leather, denim, wool, cotton, leather, linen.

### Procedure

The teacher writes a sentence on the board. For example, I'm wearing a silk dress.

The students play with the given sentence by changing only one word at a time. In chain: I'm wearing a linen dress. I'm wearing linen trousers....

NOTE! Boys are wearing men's clothing. Girls choose women's clothing only.

19. Write and draw your Bratz.

20. Match the pictures and the words. (ПРИЛОЖЕНИЕ)

21. What's on you today? What are you wearing today?

22. Read the description and write the name of the children in the box.



23. Write the description of the child missing. Use the link from ex. 22.

24. Look at Hailey's favorite clothes and outfits. Describe them. (ПРИЛОЖЕНИЕ)

Example: This is Hailey's favourite jumper. It's a rainbow-striped woolen jumper. I like it / I don't like it.

25. Work in small groups. Describe each model (colours, material, prints and fabrics). (ПРИЛОЖЕНИЕ)

26. Look at the picture. Is it a birthday party? Is it a game? Is it a fashion show? (ПРИЛОЖЕНИЕ)

27. Watch the video<sup>9</sup>. Describe the kids' outlook. (ПРИЛОЖЕНИЕ)

Example: This is her favourite outfit.

She is wearing .... I like it / I don't like it. It's cute / gorgeous / beautiful / perfect!

28. Let's have our Favourite Outfit Fashion Show.

29. Learn about different clothing styles. What do they have in common? What is different? Say, which style you like most. Why? Which one do you dislike? Fill in the table below.

Style	Classic	Casual	«Hipster»	Sports	Glamour
Material					
Pieces of clothing					
Colour					

<sup>9</sup> <https://www.youtube.com/watch?v=WGH1BSqX8A8>

Classic style.

This style is elegant and has simple lines. Clothes of this style are of high quality and are made of silk, soft wool fabric or cotton. The classic style features trousers, shirts, skirts, jackets, dresses and shoes. Light-grey, grey or black colours are typical of this style. (ПРИЛОЖЕНИЕ)

Casual style.

Clothes of this style are comfortable, are made of knitwear, cotton or denim. When making your look you can use a t-shirt, sweater, shirt, jeans, sneakers and dress shoes. Blue, green, yellow, white and beige colours are used. (ПРИЛОЖЕНИЕ)

Hipster style.

Clothes are made of linen, cotton or wool. Tight jeans, a vintage dress or sweaters, checked shirts, shoes, cowboy boots, glasses, hats and scarfs are typical. All colours can be used: black, blue, yellow, green, red and etc. (ПРИЛОЖЕНИЕ)

Sports style.

The sports style is very comfortable. Cotton, french terry and polyester are usually used. This style includes t-shirts, trousers, sneakers, keds, backpacks. Not only grey, white or black colours but also bright colours, like red, pink, orange can be used. (ПРИЛОЖЕНИЕ)

Glamour style.

Semi-transparent fabrics, fur, feathers, rhinestones can be used in this style. Men usually wear a suit, shoes or boots and a bow tie. Women — dresses, gloves, heels. Red, pink, golden, silver colours are common. (ПРИЛОЖЕНИЕ)

### 30. Game Find the character. (ПРИЛОЖЕНИЕ)

Today I am wearing an orange linen skirt, a white top and orange shoes. I also have a white handbag.

I like red. That's why you see a red silk dress and red slingbacks on me.

I am wearing a cotton T-shirt, sport trousers and sneakers. My T-shirt is red, blue and white. My trousers are red, and my sneakers are blue.

I like dresses. That's why you see a black and green dress on me. I also have a green scarf, brown high boots and a brown-green handbag.

I am wearing a black jacket, black trousers and blue heels. I also have a white handbag.

I am wearing a brown dress, an orange jacket and a red silk scarf. Also, I have orange boots and an orange handbag.

31. Read the text. What colours and materials does the designer use? What pieces of clothes are in the collection? Do you like the collection? Do the clothes match with the style? How would you like to change the collection? Present your ideas to the class (draw and describe). (ПРИЛОЖЕНИЕ)

Hello everyone! My name's Nick. I am a fashion-designer. Today I'd like to present a new collection of casual clothes. There are a lot of black, white and red colours in it. You can find black silk dresses, red cotton and red-black linen skirts, jumpers with red-white stripes, a white cotton shirt, a red woollen sweater, black leather trousers, white cotton trousers, leather shoes, glasses and a leather handbag.

**32.** Learn about disco, emo, hip-hop, punk, romantic styles and make presentation:

1. Introduce the style.
2. Describe fashion they wear.
3. Express your personal opinion.

**35.** Smart shopping is a key part of money management. It is important to know a particular model, fabrics and accessories, and finally choose the right size. Let's try online shopping and create your outfit. Present your clothes to your class.

So here are \$ 500 and some links:

[https://www.forever21.com/us/shop/catalog/category/girls/girls\\_main](https://www.forever21.com/us/shop/catalog/category/girls/girls_main)

[https://www.childrensplace.com/us/c/girl-t-shirts?icid=hp\\_s3\\_button\\_g\\_060122\\_graphicsdeal](https://www.childrensplace.com/us/c/girl-t-shirts?icid=hp_s3_button_g_060122_graphicsdeal)

**36.** Listen to the classmate's presenting their collections and fill in the table. Discuss with the class, which collection is the most modern, beautiful. Who was the smartest in handling money?

Name			
The name of collection			
Style			
Pieces of clothing			
Colour			
Material			
Price			
Score:			

**37.** Recall the information on the topic. Use the table below to recognize your achievements.

Working on the «Designer's competition» project			
I've learnt about	names of clothes, their pattern, materials and styles.		
I can do it by myself and help my groupmates	I can do it by myself	I can do it with a hint	I still can't do it
I've learnt to	describe the clothes I wear.		
	identify different styles and materials.		
	draw pieces of clothes.		

# ТЕМА «РАСПИСАНИЕ УРОКОВ, ШКОЛЬНЫЕ ПРИНАДЛЕЖНОСТИ»

## Проект «Идеальное расписание»

(5 часов)

1. Read the school subjects out. Draw your school timetable. Use pictures not words (**Рис. 53, 54.** <https://i.pinimg.com/564x/43/ce/b9/43ceb913524dc9272ee90cacbb472c9e.jpg>, <https://www.shutterstock.com/ru/image-vector/school-timetable-template-weekly-curriculum-design-1233754762>).

2. Match the pictures with the label. (**ПРИЛОЖЕНИЕ**)

English	History	Geography	Art	Science	Math
---------	---------	-----------	-----	---------	------

3. Find the school subjects vocabulary in the puzzle (**Рис. 55.** [https://media.istockphoto.com/id/938387628/ru/%D0%B2%D0%B5%D0%BA%D1%82%D0%BE%D1%80%D0%BD%D0%B0%D1%8F/%D0%B8%D0%B3%D1%80%D0%B0-%D0%B4%D0%BB%D1%8F-%D0%B4%D0%B5%D1%82%D0%B5%D0%B9.jpg?s=612x612&w=is&k=20&c=d2BTSdt3L1sLbyJQxg4w4DL6R3NODL80c4nPKugVEtE=](https://media.istockphoto.com/id/938387628/ru/%D0%B2%D0%B5%D0%BA%D1%82%D0%BE%D1%80%D0%BD%D0%B0%D1%8F/%D0%B8%D0%B3%D1%80%D0%B0-%D0%B4%D0%BB%D1%8F-%D0%B4%D0%B5%D1%82%D0%B5%D0%B9.jpg?s=612x612&w=is&k=20&c=d2BTSdt3L1sLbyJQxg4w4DL6R3NODL80c4nPKugVEtE=))).

4. Work in small groups. What do you do at your lessons?

Mathematics	We speak and read English, French, German, Spanish or Chinese, sing songs and learn rhymes in different languages.
Russian / Belarusian language	We run, jump, play.
Human Life Safety Basics	We study the environment.
Foreign language	We learn personal safety rules for everyday activities.
Handicrafts	We count and learn numbers and shapes.
Physical Education	We do things with our own hands.
Nature study	We speak and read our native languages.

5. Look at the pictures and write:

- A. What is there in Jack's backpack today?
- B. What school subjects do you have today?
- C. What do you need to put in your backpack? (ПРИЛОЖЕНИЕ)

6. School things: matching exercise. (ПРИЛОЖЕНИЕ)

7. Let's sing a fun song<sup>10</sup>. What is there in your backpack today? To help your friend get ready for school name 5 things adding unusual one. Who has the most unusual thing in the backpack?

8. Listen to the grammar chant "At nine o'clock on Monday"<sup>11</sup>. Circle the correct answer. (ПРИЛОЖЕНИЕ)



At nine o'clock on Monday we have . French / Geography / Art  
At ten o'clock on Tuesday the lesson's . Chemistry / History / Biology  
At two o'clock on Wednesday it's time for . Geography / History / Art  
At three o'clock on Thursday, that's . Biology / French / Chemistry  
French on Friday morning, in the afternoon. History / homework / Art  
Homework at the weekend, but 's coming soon. winter / spring / summer  
In summer there's a holiday, and at two. Halloween / Christmas / Diwali  
And once a year my , on the twenty-first of June. birthday / concert / party

9. What lessons do they have at school? Listen to the grammar chant "At nine o'clock on Monday" one more time and find an appropriate picture. (ПРИЛОЖЕНИЕ)

10. Write the word under the pictures: (ПРИЛОЖЕНИЕ)

11. Can you hear the prepositions of time in the chant "At nine o'clock on Monday"? Read the script and find them in the text. Then learn the chant. (ПРИЛОЖЕНИЕ)

12. Circle the correct answer.

It doesn't snow in my country winter. in / on / at  
We have English Tuesday and Thursday. in / on / at  
I'm having a New Year party December 31<sup>st</sup>. in / on / at  
Tomorrow two o'clock we're going to see a film at the cinema. in / on / at

<sup>10</sup> <https://www.youtube.com/watch?v=6Eab67tJm0Q>

<sup>11</sup> <https://learnenglishkids.britishcouncil.org/grammar-chants/nine-oclock-monday>

I don't like going to bed the evening. in / on / at  
Today I woke up five o'clock in the morning! in / on / at  
We like getting chocolate eggs Easter! in / on / at  
What are you doing Saturday morning? in / on / at

**13.** Underline capital letter and compare it with TOP TIPS. (ПРИЛОЖЕНИЕ)

**14.** Answer true / false questions / Do you study the same subjects at school as Kimmy? (ПРИЛОЖЕНИЕ)

Kimmy has English four times a week. True / False  
Kimmy has P.E. on Wednesday. True / False  
Kimmy has History at 8:30 on Thursday. True / False  
Kimmy has Physics at 11:00 on Tuesday. True / False  
Kimmy has Math English two times a week. True / False  
Kimmy has Music, Art and Chemistry on Monday. True / False  
Kimmy has Geography at 8:30. True / False

**15.** Look and write (Рис. 55. [https://www.liveworksheets.com/worksheets/en/English\\_as\\_a\\_Second\\_Language\\_\(ESL\)/School\\_timetable/Tiger\\_4\\_-\\_unit\\_1\\_-\\_Timetable\\_jp1411302vr](https://www.liveworksheets.com/worksheets/en/English_as_a_Second_Language_(ESL)/School_timetable/Tiger_4_-_unit_1_-_Timetable_jp1411302vr)).

**16.** Read and complete the timetable. (ПРИЛОЖЕНИЕ)

I have Music as the 3<sup>rd</sup> lesson on Monday.  
I have PE as the 5<sup>th</sup> lesson on Thursday.  
I have German as the 2<sup>nd</sup> lesson on Wednesday.  
I have Culture Studies as the 5<sup>th</sup> lesson on Tuesday.  
I have Art as the 5<sup>th</sup> lesson on Monday.  
I have Mathematics as the 1<sup>st</sup> lesson on Tuesday.  
I have Handicraft as the 4<sup>th</sup> lesson on Thursday.  
I have English as the 1<sup>st</sup> lesson on Friday.  
I have German as the 3<sup>rd</sup> lesson on Friday.

**17.** Look at the timetable and answer the questions. (ПРИЛОЖЕНИЕ)

When is your PE lesson?	It is on Monday.
When is your Art lesson?	It is on ....
When is your Science lesson?	It is ....
When is your History class?	It ....
When is your Geography lesson?	....
When is your Maths class?	....

**18.** Read the poem<sup>12</sup> and name the things children like. Work in pairs. Write a similar poem. Present it to the class.

I LIKE...  
I like Science

<sup>12</sup> <https://slideplayer.com/slide/8035955/>

I like History  
I like Music  
I like Maths  
I like PE  
I like English  
I like Art  
I like them all!

**19.** Read Asher's letter. What is his favourite school day? Explain why.

Hello my name is Asher. I am ten years old. I study at Green Village Middle School. I have Science and Art on Monday. I have PE and Geography on Tuesday. I have double Maths on Wednesday. I have English and Music classes on Thursday. I have History and ICT on Friday. My favourite day is Wednesday because I love Maths. I am good at numbers. (ПРИЛОЖЕНИЕ)

**20.** Work in pairs. Fill in the timetable. (ПРИЛОЖЕНИЕ)

**21.** Work in pairs. Answer thy questions below:

How many Maths lessons do you have per week?

On what days?

How many Russian lessons do you have per week? When?

How many English lessons do you have per week?

On what days?

Which other subjects do you have?

Write a small letter to Asher about your timetable and your favourite day.

**22.** Write a small letter to Asher about your timetable and your favorite day.

**23.** Discuss with your class. Do you think your classmate's timetable is perfect?

What do you dislike about it? Would you like to change it?

**24.** Read and match the people with their likes (Пис. 56. <https://www.pinterest.com/pin/timetable-exercise-in-2022--769411917598782786/>). Find the words in the

texts which express:   

**25.** Discuss in pairs, what subjects (or a subject) you like or dislike. Why? Then one pupil goes to the blackboard and pins the appropriate smiley on the name of the subject and explains their choice.





**26.** Draw your own perfect timetable and complete the sentences (**Рис. 57.** <https://ng-press.by/2022/07/04/raspisanie-urokov-druga-urok-anglijskogo-yazyka-v-4-m-klasse/>):

My school day begins at... .  
 My school day ends at... .  
 Every break is... minutes long.  
 A lesson is ... minutes long.  
 Each day I have ... lessons.  
 On Friday my school day ends at ....

**27.** Present your perfect timetable to your classmates. Listen to your classmates' presentations and fill in the table. Whose timetable is the best?

Name						
School day starts.						
School day ends.						
Number of school days.						
Number of lessons each day.						
How long is a lesson?						
How long is a break?						
Score:						

**28.** Present your ideal school. Draw, write, cut and glew photos (**Рис. 58.** <https://www.liveworksheets.com/yh1767852ci>).

**29.** Recall the information on the topic. Use the table below to recognize your achievements.

Working on the «Perfect timetable» project			
I've learnt about	Names of school subjects and school items in English.		
I can do it by myself and help my groupmates	I can do it by myself	I can do it with a hint	I still can't do it
I've learnt to	describe my school day.		
	draw a timetable.		
	plan my school day.		
	write small poems.		

# ТЕМА

## «ПРАЗДНИКИ, ВРЕМЕНА ГОДА»

### Проект

### «Мой любимый / необычный праздник»

(5 часов)

1. Look at the mindmap and name it (**Рис. 59.** <https://www.biggerplate.com/mindmaps/5c2ofsLB/english-seasons-for-kids>). What seasons do you know? What is winter (spring, autumn and summer) associated with?

2. Add your autumn, winter, spring and summer associations to the mindmap.

3. Complete the mindmap. Add a holiday to a corresponding season:

Knowledge Day, Christmas Day, Women's Day, Independence Day, Defender of the Fatherland Day, World Teachers' Day, My Birthday.

4. Read and circle:

#### HOLIDAYS AND FESTIVALS

Each year across the globe, people celebrate countless holidays and festivals. Some, like Christmas, Chanukah, and Ramadan, are religious. In contrast, others like Independence Day are state holidays! There are international holidays (International Children's Day, World Teachers' Day) and people celebrate them all over the world. We arrange our Birthday party with family and friends. Halloween in the USA or Kupala Night in Belarus or the Holi Festival of Colours in India are cultural festivals. They are just for fun..!

Religious holidays are Ramadan and Halloween.	True	False
Independence Day is a state holiday.	True	False
People celebrate International Children's Day all over the world.	True	False
Cultural festivals like Kupala Night are fun holidays.	True	False
Your Birthday is a family holiday.	True	False

5. Watch the video<sup>13</sup> and find international, state, religious, cultural and family holidays and festivals: (**ПРИЛОЖЕНИЕ**)

<sup>13</sup> <https://enread.by/festivals-and-celebrations/>

6. Work in pairs. Draw the mindmap “Holidays”. Use information from ex. 4 and ex. 5. (ПРИЛОЖЕНИЕ)

7. Colour your mindmap “Holidays”: (ПРИЛОЖЕНИЕ)

Autumn holidays — orange,  
Summer holidays — yellow,  
Winter holidays — blue,  
Spring holidays — green.

8. Find the odd word. Use your mindmap “Holidays”:

Knowledge Day, Christmas Day, Easter,  
Women’s Day, Independence Day, Labour Day (Worker’s Day),  
Independence Day, Constitution Day, Kupala Night  
New Year, Christmas Day, World Teachers’ Day,  
Children’s Day, Women’s Day, Birthday,  
New Year, Kupala Night, Maslenitsa.

9. Each holiday and festival has its own symbol. Circle the Easter pictures. (ПРИЛОЖЕНИЕ)

10. Make an Easter present. (ПРИЛОЖЕНИЕ)

11. Match the words to the pictures. Find holiday symbols (Рис. 60. <https://en.islcollective.com/english-esl-worksheets/vocabulary-practice/pictionary-picture-dictionary-or-picture-matching/dates/festivals-around-the-year-picture-dictionary/68705>).

12. Look at the holiday sticker pack below. Which holiday symbols do you recognize? (ПРИЛОЖЕНИЕ)

In any messenger, create your own holiday sticker pack using symbols of different Belarusian holidays or draw them.

13. Do you see any other symbols around us? What symbols of your country do you know? Match each flag with its country. (ПРИЛОЖЕНИЕ)

Russia	United Nations	India	United Kingdom
China	Belarus	Canada	America

14. Here are some examples of festivals from around the world. Can you match each flag with its country where the festivals are celebrated? Read and sort the information into the proper box.

### Chinese New Year

At the beginning of the Chinese calendar (usually between 21 January and 20 February) people in China celebrate the New Year. Families get together, there are lion dances and people let off fireworks and firecrackers. There is a big television event and people often go outside to welcome the new year.

## Diwali

**Diwali** is celebrated mainly in India. It is a cultural festival. People celebrate the victory of light over darkness, good over evil. It is celebrated for five days (sometime between mid-October and mid-November, according to the Hindi calendar). People get together in their family homes and eat traditional food. They also let off fireworks and light up their homes with diyas and rangoli. There is also a tradition to wear your best clothes.

## Christmas

Christmas is celebrated by many people in the West. People like to celebrate Christmas in many countries in Europe, in America, Canada and Australia. You can see it is celebrated in other parts of the world too. Christmas is a religious festival to celebrate the birth of Christ. Christmas Day is on the 25th of December.

People get together with their family or friends and have Christmas dinner together. This is often roasted turkey. They also drink wine and exchange gifts.

When is it?	What is the festival about?	Where is it celebrated?	How do people celebrate it?
<div><div></div><div></div><div></div></div>	<div><div></div><div></div><div></div></div>	<div><div></div><div></div><div></div></div>	<div><div></div><div></div><div></div></div>

16. Fill in the gaps (**Рис. 61.** <https://www.liveworksheets.com/di1618779ps>).

17. Make a calendar with important dates for you (**Рис. 62.** [https://media1.thehungryjpeg.com/thumbs2/800\\_3795415\\_hi84rmsxmonxjmvdy1c1k0ozq6zoymhm7mn1li0k\\_yearly-planner-template-organizer-year-calendar-business-schedule.jpg](https://media1.thehungryjpeg.com/thumbs2/800_3795415_hi84rmsxmonxjmvdy1c1k0ozq6zoymhm7mn1li0k_yearly-planner-template-organizer-year-calendar-business-schedule.jpg)).

18. What is each festival about? Match the stickers to the holidays / festivals. Match the names of the festivals or special days to their description (**Рис. 63.** <https://www.liveworksheets.com/rk1091089ma>).

19. Listen<sup>14</sup> and match the holidays / festivals in the box to the pictures. Then answer the questions below. (**ПРИЛОЖЕНИЕ**)



Why do people celebrate the festival Maslenitsa?

<sup>14</sup> <https://www.liveworksheets.com/ty1995680qf>

What do people eat during the Maslenitsa festival?  
Where do people celebrate St. Patrick's Day?  
What do people wear in the parade?  
What can you see or hear during the Chinese year celebration?  
What do people do during the festival of light?

**20.** Find the question in the circle and answer it. Work in pairs. Discuss the answer to the question and present it to the class. When is the festival? What is the festival about? (ПРИЛОЖЕНИЕ)

**21.** Stickers are fun! They make communication more personal. It's now possible to communicate entirely with stickers or emoji. Images help get the vibe and feel your emotions. When there are not enough words to describe a complex feeling, send an image. Read your foreign friend's message about the most important holiday in his country<sup>15</sup>.(ПРИЛОЖЕНИЕ)

**22.** Write your friend back (Рис. 64. <https://www.cgppplus.co.uk/getmedia/263c1d78-c6f7-4cab-9e08-33bbe0a6a255/co2wac545-cover>). Use stickers or emoji to describe the most popular holiday in your country.

To: write the email address of your foreign friend

Subject: write a few words to say what your email is about.

Attach: you can attach any card, photo, video, etc.

The main body text:

Hi, my dear friend!

Where is the most popular holiday in your country celebrated?

What is the festival about?

When is it?

What do people wear?

Love you, dear!

An email address looks like this: name@gmail.com, name@mail.ru

**23.** All holidays are different. But they all have one thing in common. Can you guess what? Have several minutes of brainstorming.

All holidays have traditions: presents, food, etc. Make a list of traditional holiday elements. Do the maths yourself and check your list with the mathematical calculation answers.

fam + tily – t =

fprie – p + nds =

eprem – m – e + esents =

fo + ody – y =

po + stc + qards – q =

cost + um + ets – t =

decoc – co + oration =

---

<sup>15</sup> <https://blogs.transparent.com/english/christmas-through-emojis/>

**24.** Complete the word search. Find the ingredients of Christmas and design your own word search for your classmate. (ПРИЛОЖЕНИЕ)

**25.** What holiday traditions do you have in your family? Fill in the template. (ПРИЛОЖЕНИЕ)

**26.** In 5 groups (international, state, religious, cultural and family holidays). Add 2–3 holidays and their ingredients. (ПРИЛОЖЕНИЕ)

**27.** Any holiday is associated with presents (gifts), congratulations and special food. Get ready for the holiday! Choose a gift and circle the best present for each person (Рис. 65. <https://i.pinimg.com/564x/d8/4f/a3/d84fa32312840e8f37c653891b742c32.jpg>).

**28.** Read and circle (ПРИЛОЖЕНИЕ)

- |   |         |
|---|---------|
| 1. Happy Birthday, Tom! This airplane is for you. | A B C D |
| 2. Wow! A doll! Thanks, everyone!                 | A B C D |
| 3. Open it and see!                               | A B C D |
| 4. Oh! That's a nice lorry!                       | A B C D |

**29.** Choosing a gift for a friend. Please note that your budget is limited. (ПРИЛОЖЕНИЕ)

**30.** Circle the wishes that you will write on a POSTCARD to a friend. What holidays are associated with the congratulations below? Find greeting cards that match the wishes. (ПРИЛОЖЕНИЕ)

“You’re one in a million. Sincere wishes and have a truly happy birthday.”

“So thankful to have a friend like you at Christmas and all year long.”

“Happy Easter! Wishing you love and joy.”

“Happy holidays to you and your loved ones!”

“May fun and love stay with your family throughout the coming year.”

“Congratulations! You’re the best friend! Hope your birthday’s the best, too!”

“Sending love and kisses across the miles to the best Mom ever.”

**31.** Choose any holiday and write a message to your mother. Use any sticker from your holiday sticker pack if possible.

**32.** Any holiday is associated with a special dish or treat. There are traditional dishes we cook every holiday. What does your mother cook for Maslenitsa? Circle the ingredients your mom uses to make pancakes (Рис. 66. <https://www.activityvillage.co.uk/pancake-ingredients-colouring-worksheet>).

**33.** Colour pancakes and count them (Рис. 67. <https://www.pinterest.co.uk/pin/pancake-day-colour-count-ichild--261842165811405026/>).

**34.** Read the recipe (**Рис. 68.** <https://www.liveworksheets.com/th351068ix>) and write the name of the measure under the picture (cup, tablespoon, teaspoon).

**35.** Ask your mom for her special pancake recipe or suggest your own pancake recipe. Compare it with the recipe above.

Example: Pancakes

Ingredients:

2 Cups pancake mix

1 Cup milk

2 Eggs

Cinnamon

Sugar or maple syrup

**36.** Work in small groups. Choose one from the list of fun holidays (**Рис. 69, 70.** <https://childhood101.com/wp-content/uploads/2020/11/Fun-Celebrations-Calendar-Printable.jpg>, <https://i.pinimg.com/originals/49/35/40/4935405f785d892b2f4509191857f886.jpg>). (**ПРИЛОЖЕНИЕ**). Discuss with your classmates:

Where is it celebrated?

What is the festival about? When is it?

How do people celebrate it?

Can you think of any traditions?

What are important elements of your Fun holiday celebration: food, presents, decorations, costumes, etc.

**37.** Send an email to your friends and invite them to a party. Describe your Fun holiday traditions using stickers or emoji. Write a postcard with the congrats to your friend.

**38.** It's your Fun holiday today. Let's make a party. Come up with a costume design and present it to your class (**Рис. 71.** <https://www.twinkl.co.uk/resource/t-t-4246-design-a-halloween-costume-worksheet>).

**39.** Let's go shopping (**Рис. 72.** <https://i.pinimg.com/564x/1f/cc/df/1fccdf1a148ef3c7553898a6ec9e6ee.jpg>). Buy presents for your friends. Your budget — 23 rub. What will you choose as a gift for a friend? Is it in your budget?

If yes, how many you buy.

If not, how much more do you need?

**40.** Write a recipe for your fun holiday treat. You can cook and bring it to your class.

Present your Fun holiday. What greetings did you receive from your friend? What gift did you buy for a friend? What dish did you cook for him? What costume did you wear?

**41.** Recall the information on the topic. Use the table below to recognize your achievements.

Working on the «My fun holiday» project			
I've learnt about	Types of holidays and festivals, and the ingredients of a holiday.		
I can do it by myself and help my groupmates	I can do it by myself	I can do it with a hint	I still can't do it
I've learnt to	describe a holiday / festival and important elements of a holiday celebration: food, presents, traditions, cards.		
	write an email and create my holiday sticker pack.		
	write a recipe.		
	create mindmaps.		
	keep within the budget limits.		



# ТЕМА «ВЫХОДНОЙ ДЕНЬ»

## Проект «АКТИВНЫЙ ВЫХОДНОЙ ДЕНЬ»

(4 часа)

1. What do you like doing in your free time? What are your favourite activities and hobbies? Fill in the table and discuss your answers with 2 classmates. Use -er, -est and more, the most):

Ex.: On Monday Kirill is busy.

On Monday I am busier.

On Monday Lena is the busiest.

	How much free time do you have on ...?						
	Monday	Tuesday	Wednesday	Thursday	Friday	Saturday	Sunday
me	3 hours						
Lena	2 hours						
Kirill	4 hours						

2. Work in pairs. Ask your classmate about his perfect week (**Рис. 73.** [https://www.liveworksheets.com/worksheets/en/English\\_as\\_a\\_Second\\_Language\\_\(ESL\)/Daily\\_activities/My\\_Perfect\\_Week\\_fh2308184lz](https://www.liveworksheets.com/worksheets/en/English_as_a_Second_Language_(ESL)/Daily_activities/My_Perfect_Week_fh2308184lz)). Do you do the same? What is your choice?

3. Choose the right option (**Рис. 74.** <https://en.islcollective.com/english-esl-worksheets/general-topic/free-time-and-leisure-activities/hobbies-and-free-time-activities/9655>).

4. Match the names to the correct picture (**Рис. 75.** <https://www.pinterest.com/pin/hobbies-online-exercise-for-grade-2--454863631123431028/>).




5. Which of the weekend activities from ex. 3 and 4 do you classify as active, and which of them are passive. Complete the following table.

active	passive

6. Complete the crossword (**Рис. 76.** [https://www.liveworksheets.com/worksheets/en/English\\_as\\_a\\_Second\\_Language\\_\(ESL\)/Hobbies/Hobbies\\_Crossword\\_ou1499671xt](https://www.liveworksheets.com/worksheets/en/English_as_a_Second_Language_(ESL)/Hobbies/Hobbies_Crossword_ou1499671xt))

7. Study posters about events in Britain and Belarus. What events would you like to attend? Which poster do you like the most? Why? (**ПРИЛОЖЕНИЕ**)

8. Which poster do you like the most? (**ПРИЛОЖЕНИЕ**) Why? Complete the following table.

	Event I love
	Event I like
	Event I don't like
	Event I hate

9. What do you do at the weekend? (**ПРИЛОЖЕНИЕ**)

10. How do you usually spend your day off? Complete the mind map: (**ПРИЛОЖЕНИЕ**)

11. Write the sentences. Use: I love.... I like.... I don't like.... I hate .... (**Рис. 77.** <https://ru.pinterest.com/pin/802696333582860509/>)



12. What do you like doing? (**ПРИЛОЖЕНИЕ**)

13. How do people feel about the activities shown? Write sentences. See the example (**Рис. 78.** <https://www.pinterest.com/pin/778911698034210620/>).

14. Complete the story about your hobbies (**Рис. 79.** <https://www.liveworksheets.com/gi1807789rd>).

**15.** Look at the table and complete the sentences (**Рис. 80.** <https://www.pinterest.com/pin/825003225486673486/>).

**16.** Complete the questions with DO or DOES (**Рис. 81.** <https://www.pinterest.com/pin/825003225486673486/>).

**17.** Match 1–5 with a-e to complete the sentences (**Рис. 82.** <https://www.pinterest.com/pin/825003225486673486/>). Interview your friend about his hobbies and answer his questions.

**18.** Let's play a Gesture Hobby game. Describe and guess hobbies and free-time activities. A player from Team A comes to the front of the class and gestures at his hobby, without saying a word. If Team A successfully guesses the hobby or free-time activity within a specified time (e.g. one minute), they score a point. If not, Team B has one chance to guess the hobby and steal the point. Then, a player from Team B comes to the front and so on. The team with the most points at the end of the game wins. (**ПРИЛОЖЕНИЕ**)

**19.** Interview your classmates about their favourite hobbies and free-time activities. Go around the class asking and answering questions on the worksheet and completing the table with classmates' answers (**Рис. 81.** <https://www.teach-this.com/general-activities-worksheets/hobbies-free-time>). A class feedback session: find out what hobbies and activities your classmates like doing in their free time.

**20.** Write in the correct order (**Рис. 83.** [https://www.liveworksheets.com/worksheets/en/English\\_as\\_a\\_Second\\_Language\\_\(ESL\)/Hobbies/HOBBIES.\\_Verb%5E...ing\\_iu1889753jz](https://www.liveworksheets.com/worksheets/en/English_as_a_Second_Language_(ESL)/Hobbies/HOBBIES._Verb%5E...ing_iu1889753jz)).

**21.** Read about Lisa's hobby and tick (**Рис. 84.** [https://www.liveworksheets.com/worksheets/en/English\\_as\\_a\\_Second\\_Language\\_\(ESL\)/Hobbies/Hobbies\\_reading\\_ls1936282qa](https://www.liveworksheets.com/worksheets/en/English_as_a_Second_Language_(ESL)/Hobbies/Hobbies_reading_ls1936282qa)).

**22.** What do you usually do at the weekend? Add more. (**ПРИЛОЖЕНИЕ**)

**23.** Which activities in the flowchart would you like to do on the weekend? Interview your classmates about their plans for the weekend. Use the flowchart to do your research (**Рис. 85.** [https://www.liveworksheets.com/worksheets/en/English\\_as\\_a\\_Second\\_Language\\_%28ESL%29/Actions/Weekend\\_activities\\_1\\_ad318871ba](https://www.liveworksheets.com/worksheets/en/English_as_a_Second_Language_%28ESL%29/Actions/Weekend_activities_1_ad318871ba)).

**24.** Who wants to tell me about the weekend? Number and say. (**ПРИЛОЖЕНИЕ**)

**25.** How is your weekend? Offer your dialogue. (**Рис. 86.** <https://en.islcollective.com/english-esl-worksheets/grammar-topic/past-simple-tense/how-was-your-weekend/70499>).

**26.** Work in small groups. Ask other classmates four questions. Put the information on a graph and list the favourites (**Рис. 87.** [https://www.eslprintables.com/speaking\\_worksheets/surveys/fun\\_survey\\_1037/](https://www.eslprintables.com/speaking_worksheets/surveys/fun_survey_1037/)).

**27.** Look at the mindmap and choose your favourite hobby or interest. Answer the 4 questions. Try to use some of the vocabulary from the four boxes. (**ПРИЛОЖЕНИЕ**)

**28.** Use the mindmap to interview your classmate (**Рис. 89.** [https://busyteacher.org/uploads/posts/2013-11/1384977187\\_text2mindmap\\_free\\_time.png](https://busyteacher.org/uploads/posts/2013-11/1384977187_text2mindmap_free_time.png)).

**29.** Who refuses the invitation? (**ПРИЛОЖЕНИЕ**)

**30.** Study the posters and find the one you like. Who invites whom and to what holiday? Invite your friends to any event and say why it is fun. How many friends come with you? (**ПРИЛОЖЕНИЕ**)

Spending time with your friends is a good way to relax. Study the invitations and invite your friends to join you. Explain why it's interesting.

**31.** Learn how to use the Canva App ([www.canva.com](http://www.canva.com)). Use the application to design your poster. Invite your classmates to actively spend the day. Present the invitation to the class. For each of the criteria, your classmates give points from 7 to 10:

Name			
Poster content			
Poster design			
Score			

**32.** Recall the information on the topic. Use the table below to recognize your achievements.

Working on the «My active weekend» project			
I've learnt about	Active and passive ways of spending my weekend.		
I can do it by myself and help my groupmates	I can do it by myself	I can do it with a hint	I still can't do it
I've learnt to	how to use the CANVA app.		
	create an invitation card.		
	plan my weekend.		